















MAINTENANCE	PHASE	MATERIAL	CLEANING PRODUCTS	METHOD	FREQUENCY	COMMENTS	
MANUAL CLEANING							
PERIODIC CLEANING	Vacuum cleaning (or Sweeping)	Vacuum cleaner (or Sweeper)	 		Start from the perimeter and finish at centre	Advised once per day (Several times per day in very high traffic areas)	Commercial buildings or high traffic areas: Mechanical cleaning recommended
	Mopping	Mop		Warm water and neutral soap	Soak the mop in the soapy water and scrub the floor. Rinse thoroughly and dry with a soft mop		
DEEP CLEANING	Vacuum cleaning (or Sweeping)	Vacuum cleaner (or Sweeper)	 		Start from the perimeter and finish at centre	Establish depending on traffic and level of dirt	
	Remove difficult stains	Soft brush or sponge	 	See Fitnice® specific guide 'Special Stain Removal'	Remove the stain as soon as possible Use the recommended product and allow it to work for 10' Clean with a brush and rinse thoroughly		
	Mopping	Mop		Warm water and alkaline cleaner (Bleach pH 13)	Soak in warm alkaline water. Allow it to work for 5-10'. Rinse thoroughly with water and dry with a soft mop		
MECHANICAL CLEANING							
PERIODIC CLEANING	Vacuum cleaning	Vacuum Cleaner			Start from the perimeter and finish at centre	Advised once per day (Several times per day in very high traffic areas)	Recommended: Kärcher BR 30-4C Taski Swingo 750 E If using a scrubber without drying option, use a dry mop.
	Scrubbing+ Drying	Scrubber Dryer		Warm water and neutral soap			
DEEP CLEANING	Vacuum cleaning	Vacuum Cleaner			Start from the perimeter and finish at centre	Establish depending on traffic and level of dirt	Recommended: Kärcher BR 30-4C Taski Swingo 750 E If using a scrubber without drying option, use a dry mop.
	Remove difficult stains	Soft brush or sponge	 	See Fitnice® specific guide 'Special Stain Removal'	Remove the stain as soon as possible Use the recommended product and allow it to work for 10' Clean with a brush and rinse thoroughly		
	Scrubbing+ Drying	Scrubber Dryer		Warm water and alkaline cleaner (Bleach pH 13)	Clean the flooring with the mechanical scrubber. Let the product work for 5-10' Rinse thoroughly with lukewarm water and dry		